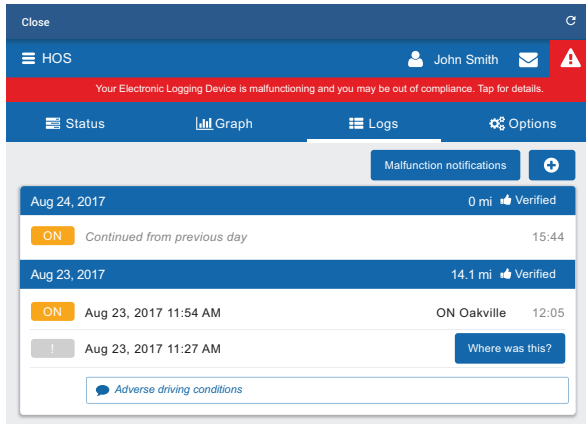




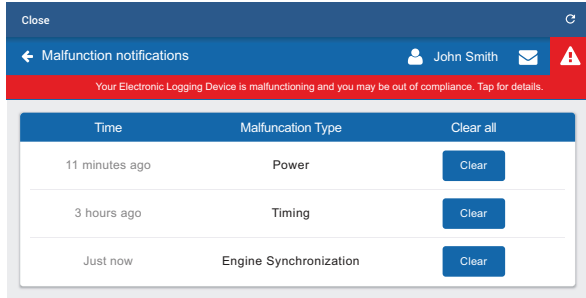
Data Diagnostic and Malfunction Events

Note: Data Diagnostic events cannot be cleared by the driver, these will auto clear once the issue is resolved.

| Diagnostic Code | Data Diagnostic Event: | What should I do next? |
|-----------------|--|--|
| 1 | <p>Power data diagnostic: An ELD must monitor the data it receives from the engine ECM and data record history to identify instances when it may not have complied with the power requirements.</p> | <p>This may be caused by an intermittent or disconnected connection to the vehicle ECM. This is likely due to an install issue. Once investigated, and the problem is resolved, the system will auto clear the event.</p> |
| 2 | <p>Engine synchronization diagnostic: An ELD is required to establish a link to the engine ECM, and must record an engine synchronization data diagnostics event, when it no longer can acquire values for the ELD parameters required for records within five seconds.</p> | <p>This may be caused by an intermittent or disconnected connection to the vehicle ECM. This is likely due to an install issue. This may also be caused if the ELD is unable to pick up the required engine data from the vehicle ECM. Contact your carrier if the problem persists. Once investigated, and the problem is resolved, the system will auto clear the event.</p> |
| 3 | <p>Missing required data elements data diagnostic: An ELD must monitor the completeness of the ELD event record information in relation to the required data elements for each event type, and must record a missing data element and data diagnostics event for the driver, if any required field is missing at the time of recording.</p> | <p>This can be caused by the creation of a manual log by the driver when there is temporary loss of GPS by the Transflo HOS device. If the driver does not enter an address manually when prompted by the "Where was this?" message, this diagnostic will be created. It can be resolved by selecting the "Where was this?" associated with the record and manually entering the missing data. Once investigated, and the problem is resolved, the system will auto clear the event.</p> |
| 4 | <p>Data transfer data diagnostic: An ELD must implement in-service monitoring functions to verify that the data transfer mechanism(s) are continuing to function properly. An ELD must verify this functionality at least once every seven days.</p> | <p>Check your internet connection. If problem persists, contact your carrier. Once investigated, and the problem is resolved, the system will auto clear the event</p> |
| 5 | <p>Unidentified driving records data diagnostic: If more than 30 minutes of driving in a 24-hour period shows unidentified driver on the ELD, the ELD must detect and record an unidentified driving record data diagnostic event, and the data diagnostic indicator must be turned on for all drivers logged in to that ELD for the current 24-hour period and the following seven days.</p> | <p>Review all unassigned logs when logging in or logging out of the vehicle and ensure you have claimed any logs that may be applicable to yourself. If the unassigned logs are not yours, you can ignore this diagnostic event. Please note this event will automatically clear itself as logs get claimed.</p> |
| 6 | <p>"Other" ELD identified diagnostic: The other ELD identified is not supported.</p> | <p>The other ELD identified is not supported.</p> |



1) Press "Malfunctions Notifications" button or press the red bar to see more details.

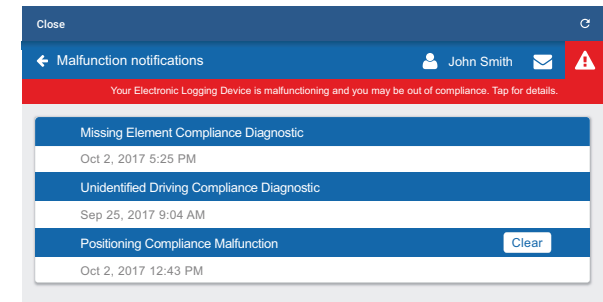


2) Review the table to the left. Once you have investigated the diagnostic data, address the issue.



i Note: Data Diagnostic events cannot be cleared by the driver, these will auto clear once the issue is resolved.

| Malfunction Code | Malfunction Event: | What should I do next? |
|------------------|--|--|
| P | <p>Power data malfunction: An ELD must monitor the data it receives from the engine ECM or alternative sources, and data record history to identify instances when it might not have complied with the power requirements.</p> | <p>This may be caused by an intermittent or disconnected connection to the vehicle ECM. This is likely due to an install issue. Contact your carrier to get the install inspected if you're unable to check yourself. Once investigated and the problem is found you may clear this event.</p> |
| E | <p>Engine synchronization compliance malfunction: An ELD must set an engine synchronization compliance malfunction, if connectivity to any of the required data sources is lost for more than 30 minutes during a 24-hour period aggregated across all driver profiles.</p> | <p>This may be caused by an intermittent or disconnected connection to the vehicle ECM. This is likely due to an install issue. Contact your carrier to get the install inspected if you're unable to check yourself. Once investigated and the problem is found you may clear this event.</p> |
| T | <p>Timing compliance malfunction: The ELD must periodically cross-check its time with an external UTC source, and must record a timing compliance malfunction when it can no longer meet the underlying timing requirement of less than 10 minutes' time deviation.</p> | <p>Check your mobile device's phone time. Ensure it is set to acquire time automatically. Once investigated and the problem is found you may clear this event.</p> |
| L | <p>Positioning Compliance malfunction: An ELD must monitor elapsed time during periods when the ELD fails to acquire a valid position measurement within five miles of the CMV's movement. When such elapsed time exceeds a cumulative 60 minutes over a 24-hour period, the ELD must set and record a positioning compliance malfunction.</p> | <p>This can be caused by temporary or permanent loss of GPS by the Transflo HOS device. Contact your carrier to get the install inspected. If problem still persists, replace the Transflo HOS device. Once investigated and the problem is found you may clear this event.</p> |
| R | <p>Data recording compliance malfunction: An ELD must monitor its storage capacity and integrity and must detect a data recording compliance malfunction if it can no longer record or retain required events, or retrieve recorded logs that are not otherwise cataloged remotely by the motor carrier.</p> | <p>Contact your carrier to get in touch with Support as soon as possible. Once investigated and the problem is found you may clear this event.</p> |
| S | <p>Data transfer compliance malfunction: After an ELD records a data transfer data diagnostic event, the ELD must increase the frequency of the monitoring function to check at least once every 24-hour period. If the ELD stays in the unconfirmed data transfer mode following the next three consecutive monitoring checks, the ELD must detect a data transfer compliance malfunction.</p> | <p>Check your internet connection. If problem persists, contact your carrier. Once investigated and the problem is found you may clear this event</p> |
| O | <p>"Other" ELD identified malfunction: The other ELD identified malfunction is not supported.</p> | <p>The other ELD identified is not supported.</p> |



3) Review the table to the left. Once you have investigated the malfunction and addressed the problem, press the "Clear" button.

TRANSFLO[®]